

# F1F Series

High-speed, Flat-bed, Top & Bottom Coverstitch Machine


# F1C Series

High-speed, Cylinder-bed, Top & Bottom Coverstitch Machine



### Features

- The direct drive system has been adopted.
- The operation panel is integrated with the control box.



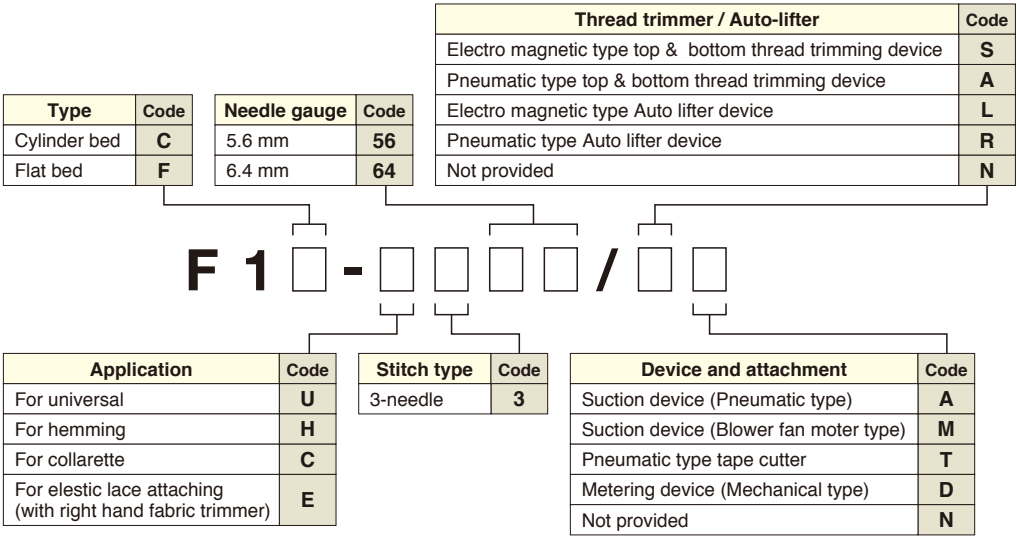
### SPECIFICATIONS (U, C, E, H)

Model name	F1F-U, C, E		F1C-U, H
Stitch type	3-needle top and bottom covering stitch		
Needle	UY×128GAS #11 (#11~#14)		
Lift of the presser foot	5mm (with top and bottom covering stitch), 8mm (with bottom covering stitch)		
Stitch pitch adjustment	By push button		By dial
Differential feed adjustment	By lever		By screw adjustment
Lubrication	Automatic		
Lubricating oil	JUKI Machine Oil 18 (equivalent to ISO VG18)		
Needle bar stroke converting function	31.0mm		33.4mm
Silicon oil tank for needle tip and needle thread	Provided as standard		
Cartridge oil filter	Provided as standard		
Power requirement	3-phase 220V		

\*sti/min is the abbreviation for "stitches per minute"

### WHEN YOU PLACE ORDERS

Please note when placing orders, that the model name should be written as follows:



F1F Series  
F1C Series

### JUKI INDIA PVT. LTD.

GROUND AND 1ST FLOOR, NO.1090/I, 18TH CROSS ROAD, 3RD SECTOR,  
HSR LAYOUT BANGALORE-560 102, KARNATAKA STATE, INDIA  
PHONE: (91) 80-4251-1900 FAX: (91) 80-4251-1999  
<http://jukiindia.com>

\* Specifications and appearance are subject to change without prior notice for improvement.  
\* Read the instruction manual before putting the machine into service to ensure safety.

The F1 Series is a direct drive type with a maximum sewing speed to 5,000sti/min.

The direct drive system and The operation panel


The direct-drive motor system has been adopted to all of the sewing machines. As a result, the sewing machine starts up swiftly and promises increased stop accuracy, thereby demonstrating improved responsiveness. The sewing machine has been integrated with the control box and the operation panel for ease of use.




Control box and the operation panel



Operation panel



F1F-U356



LED light

The LED light is located on the underside of the arm jaw. It reduces operator fatigue and improves work efficiency. It is provided as standard for all models of the F1 Series.



Universal type (basic type)

T-shirts Polo shirts knitwear Sportswear

The machine can be used for the hemming process of the sleeves and bottoms of T-shirts and for the covering process for sportswear and knitwear. It is not a specific-purpose model, but a basic one which can be used for a broader range of processes independently.



List of subclass machines

Seam	Model. No. F1F-U / F1C-U	Number of needles	Number of threads	Needle gauge (mm)	Stitch length (mm)	Differentialfeed ratio	Presser foot lifting amount (mm)	Max. sewing speed (sti/min) *1	Thread trimmer (UT)	Automatic presser foot	Cloth chip suction device	Tape cutter	Metering device
	F1F-U3**/NN	3	5	5.6, 6.4	1.5~4.4	1:0.65~1:1.3	5 (8) *2	5,000	—	—	—	—	—
	F1F-U3**/LN								—	E *3	—	—	—
	F1F-U3**/SN								E *3	E *3	—	—	—
	F1F-U3**/AN								A *4	A *4	—	—	—
	F1C-U3**/NN	3	5	5.6, 6.4	1.5~4.4	1:0.8~1:1.2	5 (8) *2	5,000	—	—	—	—	—
	F1C-U3**/SN								E *3	E *3	—	—	—
	F1C-U3**/AN								A *4	A *4	—	—	—


\*1 sti/min is the abbreviation for "stitches per minute"  
\*2 The lift of the presser foot is 5mm for the top and bottom coverstitch machine, and 8mm for the bottom coverstitch machine  
\*3 E: Solenoid type \*4 A: Pneumatic type



For hemming (with left hand fabric trimmer)

T-shirts Polo shirts

This model is best suited to hemming processes for sleeves and the bottoms of T-shirts, Polo shirts, etc. It comes with a left hand fabric trimmer for trimming fabric in parallel, at all times, to the seam with consistency. The upper knife stroke can be adjusted with ease.



List of subclass machines

Seam	Model. No. F1C-H	Number of needles	Number of threads	Needle gauge (mm)	Stitch length (mm)	Differentialfeed ratio	Presser foot lifting amount (mm)	Max. sewing speed (sti/min) *1	Thread trimmer (UT)	Automatic presser foot	Cloth chip suction device	Tape cutter	Metering device
	F1C-H3**/NN	3	5	5.6, 6.4	1.5~4.4	1:0.8~1:1.2	5 (8) *2	5,000	—	—	—	—	—
	F1C-H3**/NM								—	—	E *3	—	—
	F1C-H3**/NA								—	—	A *4	—	—
	F1C-H3**/SM								E *3	E *3	E *3	—	—
	F1C-H3**/AA								A *4	A *4	A *4	—	—

\*1 sti/min is the abbreviation for "stitches per minute"  
\*2 The lift of the presser foot is 5mm for the top and bottom coverstitch machine, and 8mm for the bottom coverstitch machine  
\*3 E: Solenoid type \*4 A: Pneumatic type



For collarett attaching

knitwear briefs

This model is best suited for attaching collarettes on underwear, briefs and knitwear. Ease of use is further improved by using the pneumatic type tape cutter.

List of subclass machines

Seam	Model. No. F1F-C	Number of needles	Number of threads	Needle gauge (mm)	Stitch length (mm)	Differentialfeed ratio	Presser foot lifting amount (mm)	Max. sewing speed (sti/min) *1	Thread trimmer (UT)	Automatic presser foot	Cloth chip suction device	Tape cutter	Metering device
	F1F-C3**/NN	3	5	5.6, 6.4	1.5~4.4	1:0.65~1:1.3	5 (8) *2	5,000	—	—	—	—	—
	F1F-C3**/LN								—	E *3	—	—	—
	F1F-C3**/NT								—	—	—	A *4	—
	F1F-C3**/RT								—	A *4	—	A *4	—

\*1 sti/min is the abbreviation for "stitches per minute"  
\*2 The lift of the presser foot is 5mm for the top and bottom coverstitch machine, and 8mm for the bottom coverstitch machine  
\*3 E: Solenoid type \*4 A: Pneumatic type



For elastic lace attaching (with right hand fabric trimmer)

Ladies' inner wear Shorts

This model is best suited for the sewing of elastic lace in shorts and underwear. The right hand fabric trimmer cuts the multi-layered part of a joined section with outstanding consistency. Beautifully finished products are achieved with the seams and material edges aligned. The right hand fabric trimmer mechanism's easy installation / removal of the entire unit facilitates the adjustment of related parts, such as the alignment of a looper.

●The machine can also be used for collarett-attaching processes by removing the knife unit. (Replacement of the gauge and cover is required.)

List of subclass machines

Seam	Model. No. F1F-C	Number of needles	Number of threads	Needle gauge (mm)	Stitch length (mm)	Differentialfeed ratio	Presser foot lifting amount (mm)	Max. sewing speed (sti/min) *	Thread trimmer (UT)	Automatic presser foot	Cloth chip suction device	Tape cutter	Metering device
	F1F-E3**/ND	3	5	5.6, 6.4	1.5~4.4	1:0.65~1:1.3	5 (8) *2	5,000	—	—	—	—	○

\*1 sti/min is the abbreviation for "stitches per minute"  
\*2 The lift of the presser foot is 5mm for the top and bottom coverstitch machine, and 8mm for the bottom coverstitch machine